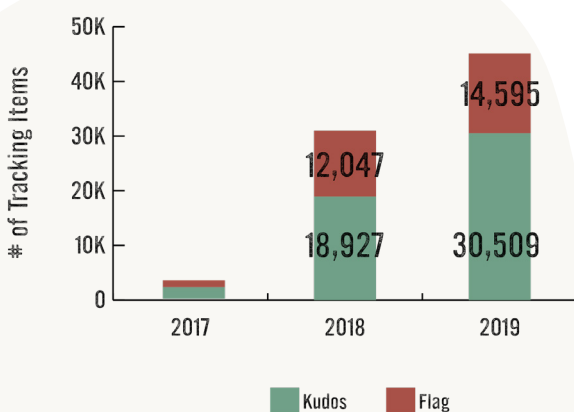




How does Starfish support retention and persistence initiatives?

PROGRESS SURVEYS

Since fall 2017, WSU has used Progress Surveys through Starfish Early Alert to allow faculty to raise concerns (flags) or send compliments (kudos) related to a student's academic performance at specific points during the semester. Faculty also have the option to manually raise academic flags or kudos at any point in the semester.



Available academic flags: Attendance Concern, Never Attended, Missing/Late Assignments, Low Quiz/Test Scores, and In Danger of Failing. **Available kudos:** Keep up the Great Work

What happens when a flag is raised in Starfish?



Student receives an email/text message as the initial intervention.



Faculty have an opportunity to clear the flag if students respond.



Academic advisors and campus partners provide outreach depending on the number and nature of the flag.

Percentage of Progress Surveys completed during the 2019-20 academic year:

47%
Summer 2019

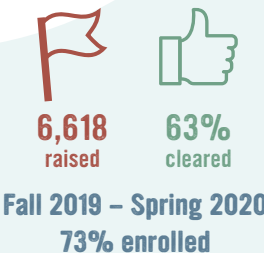
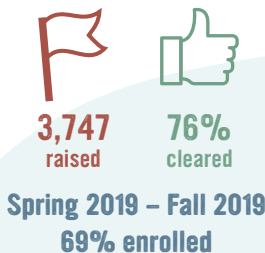
42%
Fall 2019

45%
Spring 2020

SEMESTER TO SEMESTER CONVERSION

Through this initiative, a registration reminder flag is raised through Starfish Early Alert and an email is sent to current students who have not registered for the upcoming fall and/or spring semester. Advisors may provide additional outreach.

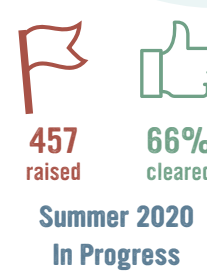
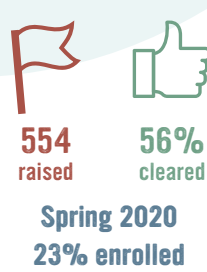
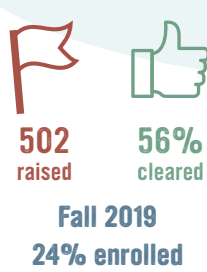
Registration Reminder Flags, raised and cleared:



EARLY STOP-OUT OUTREACH

Students who cancel all their courses within the first three weeks of the semester receive an outreach flag through Starfish Early Alert, and an email is sent asking if they need assistance or if we can help them return to WSU. Advisors may provide additional outreach.

Cancellation Outreach Flags, raised and cleared:



Does outreach through Starfish make a difference?

SEMESTER TO SEMESTER PERSISTENCE

Students with a flag persist at rates higher than the WSU overall persistence rate. In fall of 2019, there were 6,070 students with an academic flag that persisted at a rate of 78%.

Fall 2018



Total students with an academic flag: **6,159** | Students with a flag that persisted: **4,854** | Rate: **79%**

Fall 2019



Total students with an academic flag: **6,070** | Students with a flag that persisted: **4,716** | Rate: **78%**

FALL TO FALL PERSISTENCE

Students with a flag persist at rates higher than the WSU overall persistence rate from one fall semester to the next fall semester. In the Fall of 2019, there were 6,159 students with an academic flag that persisted at a rate of 64.8%.

Fall 2018



Total students with an academic flag: **4,099** | Students with a flag that persisted: **3,161** | Rate: **77.1%**

Fall 2019



Total students with an academic flag: **6,159** | Students with a flag that persisted: **3,992** | Rate: **64.8%**

Tracking Items include: Attendance Concern, Never Attended, Missing/Late Assignments, Low Quiz/Test Scores, and In Danger of Failing

Who can I contact for questions about Starfish?

Retention advisors, who manage retention and persistence initiatives, have been designated for each college/area. Please contact your retention advisor for questions regarding Starfish.

Debbie Murphy
Lindquist College of Arts & Humanities

Natalie Struhs
Moyes College of Education

Julie Christensen
College of Engineering, Applied Science and Technology

Samantha Mikesell
Dumke College of Health Professions

Monica Linford
College of Science

Britnee Ramirez
College of Social & Behavioral Sciences

Alex Muller
Goddard School of Business & Economics

Daniel Jensen
Related Curriculum

More details about Starfish tracking items, metrics, academic performance, and persistence can be found in the WSU Report Gallery under, Starfish Dashboard [Tableau]. More information about Starfish can be found at <https://weber.edu/starfish>

Thanks to all the continuing efforts of our amazing faculty and staff!