

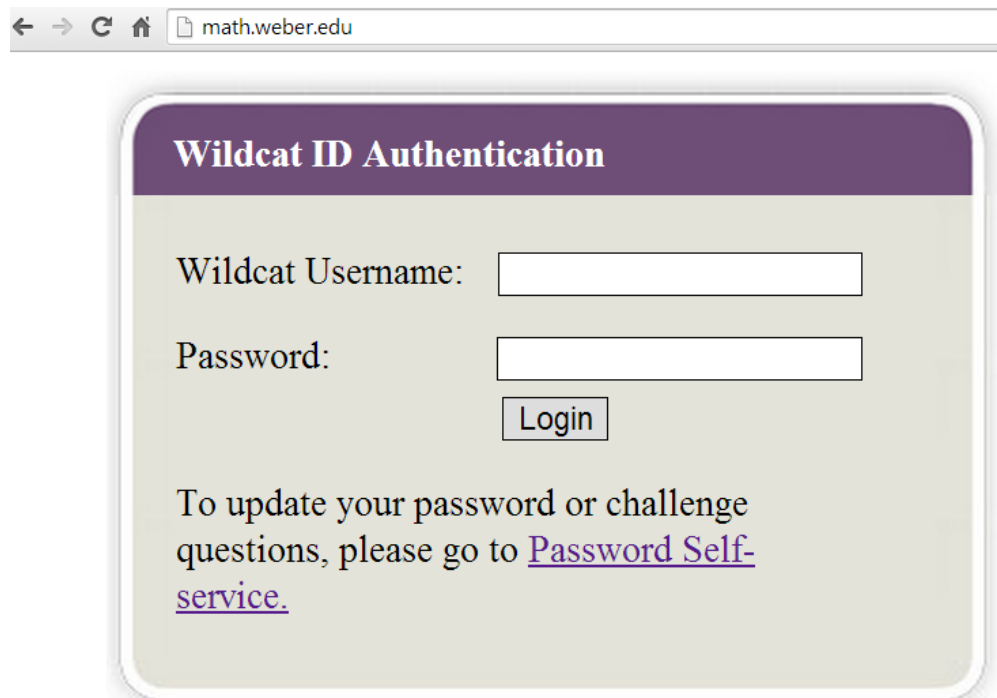
MyLabsPlus Student Login/Access Code Guide

Before you get started, be sure you have the following information:

- Your wildcat **username** and **password**.
- A MyLabsPlus **access code** that you purchased from your bookstore (*if you are not purchasing online*).

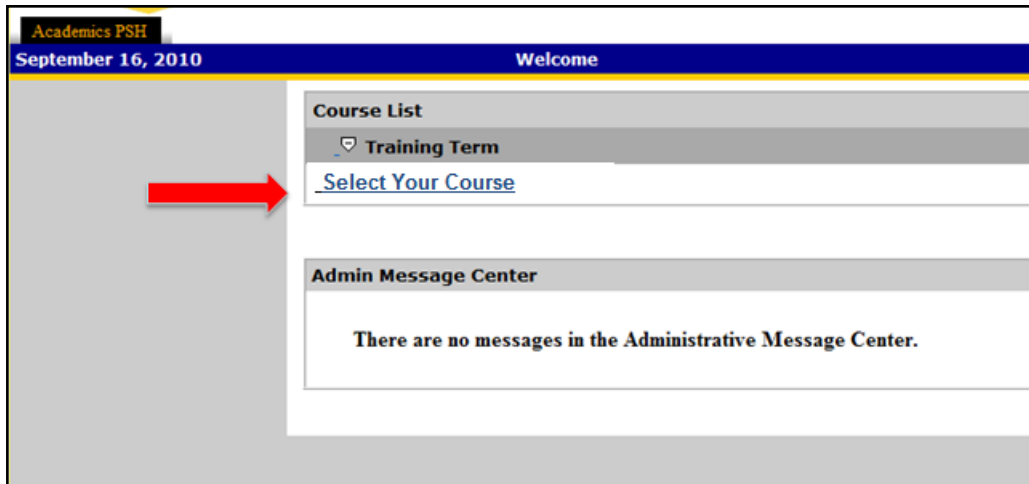
Getting Started:

1. Go to math.weber.edu.
2. Login using your wildcat username and password



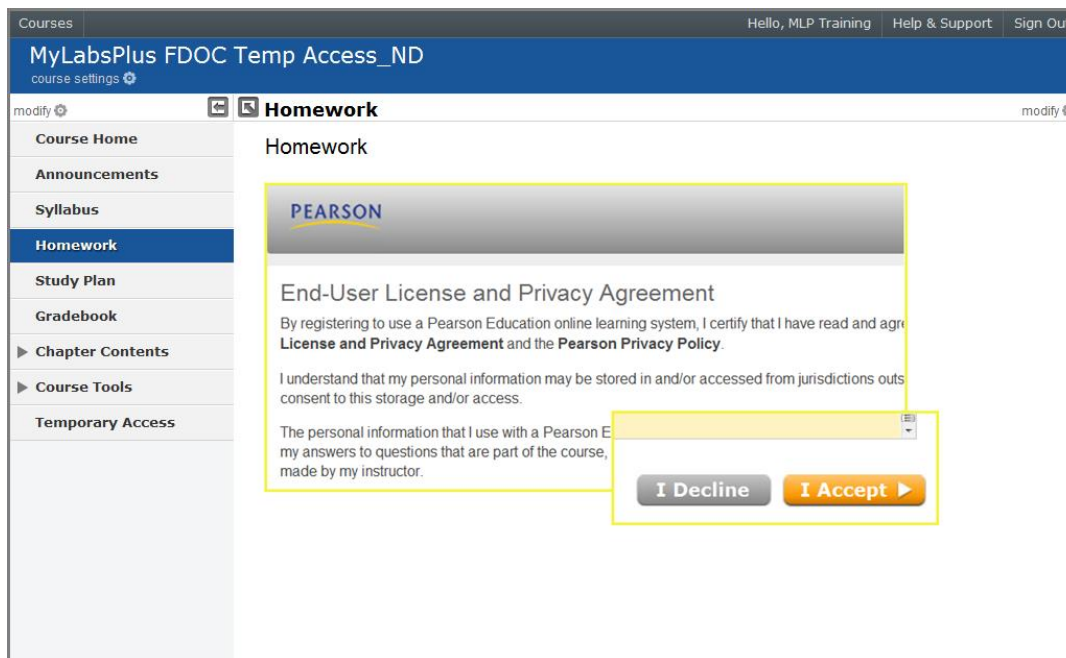
The image shows a browser window with the address bar displaying "math.weber.edu". Below the browser window is a login form titled "Wildcat ID Authentication". The form contains two input fields: "Wildcat Username:" and "Password:". Below the "Password:" field is a "Login" button. At the bottom of the form, there is a link: "To update your password or challenge questions, please go to [Password Self-service](#)."

3. Click on the name of your course located in the course list.



If your course is not listed, contact the IT Service Desk 801-626-7777.

4. The first time you click on an assignment or learning aid within your course, the License Agreement and Privacy Agreement page will appear. Click **I Accept** once you have read and agree with the terms of use.



5. You will now be prompted to enter your MyLabsPlus access code or purchase online. To enter your access code, select the **Access Code** option, enter your code, and click **Next**.

PEARSON Steps to Register

Product Selection Confirmation & Summary

Product Selection * Fields are required

Enrollment Options

You can access your course using an access code, or you can buy online.

Access Code

* Enter Your Access Code

HSEMME - JEDDA - STAND - NEAGH - SWASH - BYTEN

Example
SIMPLE-FRILL-TONLE-WEIRS-CHOIR-FLEES

Switch to a single box for pasting your access code

Buy Now

Cancel Next

If you prefer to purchase online using a credit card or PayPal, select the **Buy Now** option and click the product link to complete your purchase.

PEARSON Steps to Register

Product Selection Confirmation & Summary

Product Selection * Fields are required

Enrollment Options

You can access your course using an access code, or you can buy online.

Access Code

Buy Now

Cancel

Once you have successfully entered your access code or completed an online purchase, you will receive a confirmation page and may now continue working.

Technical Support:

If you are having trouble logging in at math.weber.edu or if your course is not showing once you are logged in please contact the **IT Service Desk at 801-626-7777**

If you are experiencing problems within the MyLabsPlus course or if you need help with your access code go to <http://247pearsoned.custhelp.com/app/contact>

- (1) Click **MyLabsPlus** button
- (2) Choose a category
- (3) Check to see if question is listed under common questions section
- (4) For additional help select contact method.
 - a. Recommend using the “start a live chat” or “give us a call” option.

Contact Us

Scroll through the list of products, or click the select box and start typing the name of the product you are using. For example, if you're searching for MyMathLab, click the dropdown, type "mymath" and your option will appear.

MyMathLab MyNursingLab
MyITLab **1** MyLabsPlus
MyLanguageLabs Mastering

You selected **MyLabsPlus** as your product
These links may help:

- MyLabsPlus: Signing In

2 Now choose a category
Online Purchase

3 Common Questions for specific category

You selected **Online Purchase** as a category
These answers may help:

- How to Make an Online Purchase
- Refund Requests
- Receipts for Online Purchase
- No Access Code for Online Purchase

4 Still stuck? Choose a contact option and hit the **"GO!"** button

Send us an email
Choose a Contact Method
Send us an email
Start a live chat
Give us a call