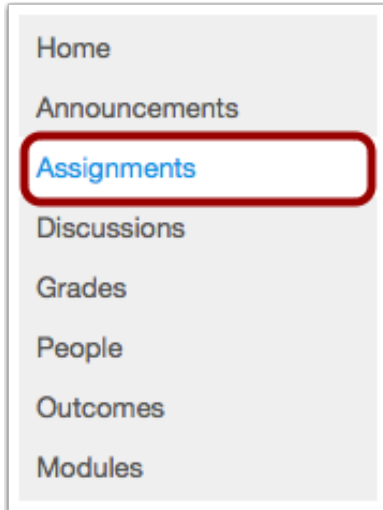


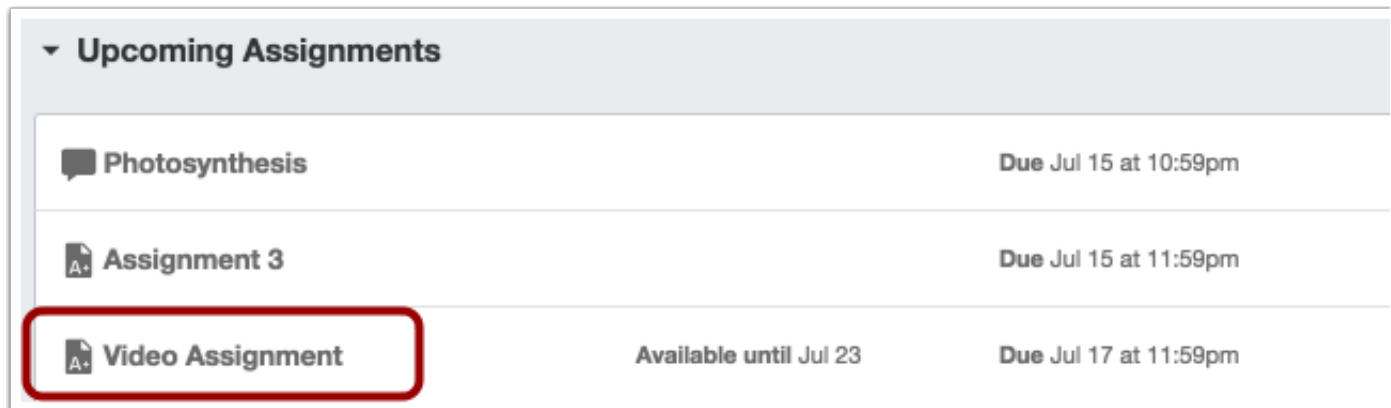
How do I upload a file as an Assignment submission in Canvas?

Open Assignments



In Course Navigation, click the **Assignments** link.

Select Assignment



Click the title of the assignment.

Submit Assignment

🏠 > [BIO-101](#) > [Assignments](#) > Video Assignment

Video Assignment

Submit Assignment

Due Friday by 11:59pm **Points** 20

Submitting a text entry box, a website url, a media recording, or a file upload

Available Jul 15 at 1am - Jul 23 at 12:59am 8 days

Watch this [video](#) before you complete the video assignment then upload the worksheet.

Click the **Submit Assignment** button.

Add File

File Upload Text Entry Website URL Google Doc Media

Upload a file, or choose a file you've already uploaded.

File: **1** **Choose File** No file chosen

[+ Add Another File](#)

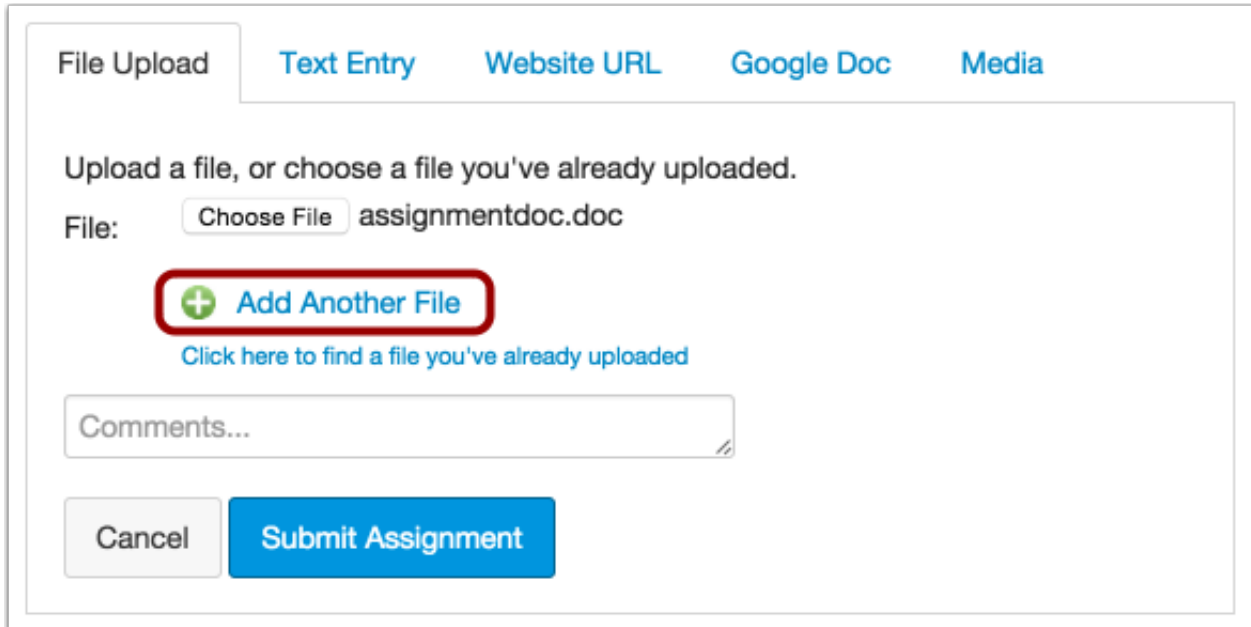
[Click here to find a file you've already uploaded](#)

Comments...

Cancel **Submit Assignment**

To upload a file from your computer, click the **Choose File** button [1]. When the file window appears, locate and click the name of the file. At the bottom of the window, click the **Choose** or **Browse** button (depending on your browser).

Add Another File

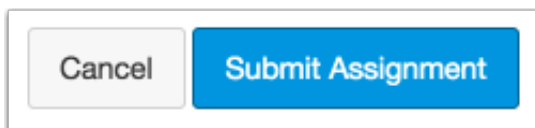


The screenshot shows a dialog box with five tabs: 'File Upload', 'Text Entry', 'Website URL', 'Google Doc', and 'Media'. The 'File Upload' tab is active. Below the tabs, the text reads 'Upload a file, or choose a file you've already uploaded.' Below this, the label 'File:' is followed by a 'Choose File' button and the text 'assignmentdoc.doc'. A red rounded rectangle highlights a green plus icon and the text 'Add Another File'. Below this is a blue link that says 'Click here to find a file you've already uploaded'. There is a text input field labeled 'Comments...'. At the bottom, there are two buttons: a grey 'Cancel' button and a blue 'Submit Assignment' button.

If you need to upload another file, click the **Add Another File** link.

Note: You can only upload additional files from your computer.

Submit Assignment



The screenshot shows two buttons side-by-side: a grey 'Cancel' button and a blue 'Submit Assignment' button.

Click the **Submit Assignment** button.

View Submission

🏠 > [BIO-101](#) > [Assignments](#) > Video Assignment

Video Assignment

Re-submit Assignment

Due Friday by 11:59pm **Points** 20

Submitting a text entry box, a website url, a media recording, or a file upload

Available Jul 15 at 1am - Jul 23 at 12:59am 8 days

Watch this [video](#) before you complete the video assignment then upload the worksheet.

Submit

✔ Turned In

Jul 15 at 9:01am

👉 [Submit assignment](#)

Comments:

No Comments

View the confirmation of your assignment submission.