

Weber State University

Graduate Survey

Executive Summary

2011-2012 Graduates (Fall Term Only)
Survey Period: At Graduation

Report Date:
Friday, January 06, 2012





WSU Graduate Survey - Executive Summary

2011-2012 Graduates (fall term only - at graduation)

CONTENTS

This survey represents a collaborative effort between WSU Student Affairs, Career Services, Alumni Services, and the academic colleges in collecting and compiling information on recent graduates. It is designed as a tool to assist faculty and administration in planning curriculum and advising students. The survey is administered electronically to students at graduation, as well as to recent graduates at regular followup intervals. A detailed data breakdown is available through the WSU StudentVoice system.

<u>SECTION</u>	<u>CONTENT</u>	<u>PAGE #</u>
I:	GRADUATES AT A GLANCE	3
II:	FUTURE PLANS	6
III:	EMPLOYMENT STATUS	7
IV:	EMPLOYERS LIST	8
V:	SCHOOLS LIST	12



WSU Graduate Survey - Executive Summary

2011-2012 Graduates (fall term only - at graduation)

I: GRADUATES AT A GLANCE

Combined Sample Characteristics					
Total Respondents (n)	At Graduation %	3 Month Follow-up %	Avg Age	Male %	Female %
715	100.0	0.0	28.2	40.4	59.6

Master's Degree Respondents at a Glance (status at time of survey)

College	Total Respondents (n)	Avg. Age	Continue Education Applied %	Continue Education Accepted %	Accept Rate %	Employed Full-time %	Employ Is Related To Major %*	Avg. Annual Salary (full-time only)
College of Arts and Humanities	5	33.8	0.0	0.0	N/A	40.0	100.0	\$40,000
College of Education	8	34.4	0.0	0.0	N/A	75.0	100.0	\$40,625
College of Social and Behavioral Sciences	3	36.3	0.0	0.0	N/A	66.7	50.0	\$35,000
Dumke College of Health Professions	3	40.0	0.0	0.0	N/A	100.0	66.7	\$78,333
Goddard School of Business	28	29.8	0.0	0.0	N/A	89.3	91.7	\$54,361
COMBINED	47	32.0	0.0	0.0	N/A	80.9	89.2	\$52,369

* Graduates with full-time employment who indicate that their job is related to their academic major.



WSU Graduate Survey - Executive Summary

2011-2012 Graduates (fall term only - at graduation)

Bachelor's Degree Respondents at a Glance (status at time of survey)

College	Total Respondents (n)	Avg. Age	Continue Education Applied %	Continue Education Accepted %	Accept Rate %	Employed Full-time %	Employ Is Related To Major %*	Avg. Annual Salary (full-time only)
College of Applied Science and Technology	71	29.9	2.8	2.8	100.0	87.1	83.1	\$44,263
College of Arts and Humanities	54	28.4	13.0	9.3	71.4	51.9	39.1	\$36,727
College of Education	84	27.3	9.5	2.4	25.0	33.3	60.0	\$28,000
College of Science	15	26.0	20.0	0.0	0.0	46.7	50.0	\$25,250
College of Social and Behavioral Sciences	87	26.5	16.1	4.6	28.6	50.6	36.8	\$29,197
Dumke College of Health Professions	55	31.3	9.1	1.8	20.0	70.9	91.4	\$42,296
Goddard School of Business	73	27.3	15.1	6.8	45.5	71.8	78.3	\$38,147
Misc.- Integrated Studies	12	29.7	16.7	8.3	50.0	41.7	60.0	\$35,917
COMBINED	451	28.2	40.3	15.5	38.5	58.7	67.9	\$37,876

* Graduates with full-time employment who indicate that their job is related to their academic major.



WSU Graduate Survey - Executive Summary

2011-2012 Graduates (fall term only - at graduation)

Associate's Degree Respondents at a Glance (status at time of survey)

College	Total Respondents (n)	Avg. Age	Continue Education Applied % *	Continue Education Accepted %	Accept Rate %	Employed Full-time %	Employ Is Related To Major %**	Avg. Annual Salary (full-time only)
College of Applied Science and Technology	14	28.8	7.1	7.1	100.0	42.9	50.0	\$37,000
College of Education	1	52.0	0.0	0.0	N/A	100.0	100.0	N/A
College of Science	1	37.0	0.0	0.0	N/A	0.0	N/A	N/A
College of Social and Behavioral Sciences	2	35.5	50.0	50.0	100.0	0.0	N/A	
Dumke College of Health Professions	61	26.8	6.6	4.9	75.0	47.5	100.0	\$35,478
Misc. - General Studies	134	26.9	3.7	0.7	20.0	38.1	43.3	\$31,800
COMBINED	213	27.2	57.9	31.6	54.5	40.8	67.8	\$33,827

* Includes graduates who plan to continue working toward a bachelor's degree at WSU.

** Graduates with full-time employment who indicate that their job is related to their academic major.

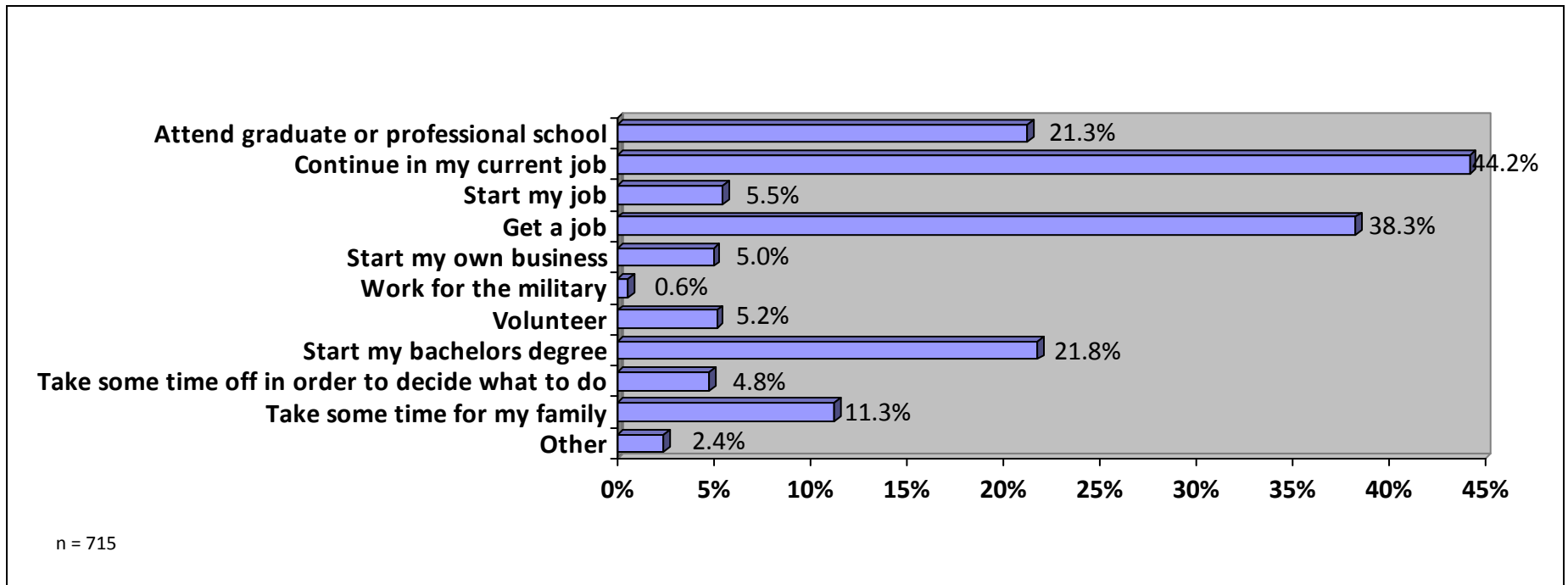


WSU Graduate Survey - Executive Summary

2011-2012 Graduates (fall term only - at graduation)

II: FUTURE PLANS

What are your plans immediately following graduation?



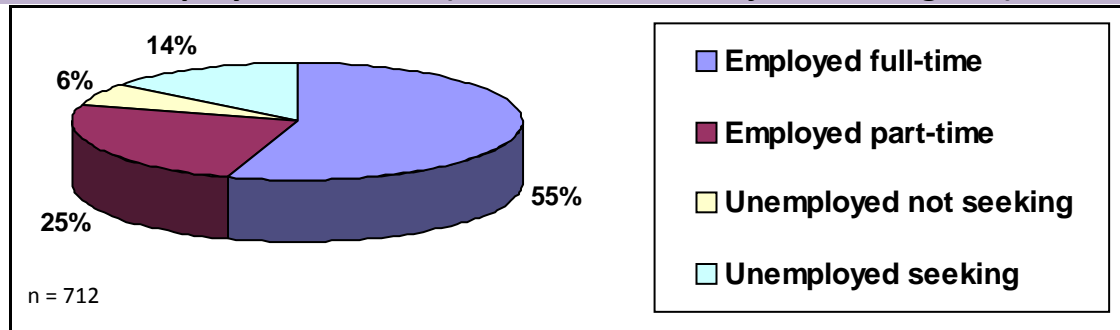


WSU Graduate Survey - Executive Summary

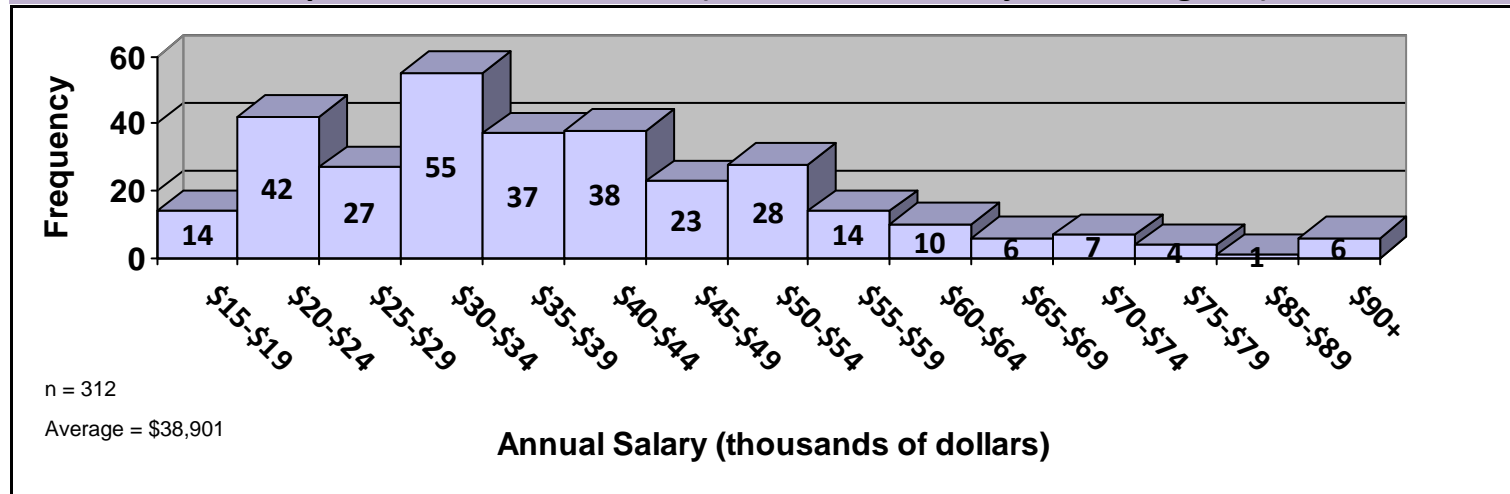
2011-2012 Graduates (fall term only - at graduation)

III: EMPLOYMENT STATUS

Employment Status (combined WSU majors and degrees)



Reported Full-Time Salaries (combined WSU majors and degrees)





WSU Graduate Survey - Executive Summary

2011-2012 Graduates (fall term only - at graduation)

IV: EMPLOYERS LIST

Employers That Hired WSU Graduates into Full-time Positions

Company (by # of WSU students hired)

Hill Air Force Base (12)	Intermountain Healthcare (12)	Weber State University (9)
America First Credit Union (8)	Davis School District (8)	ATK (4)
Davis Hospital (4)	Ogden Regional Medical Center (4)	State of Utah (4)
Internal Revenue Service (3)	L3 Communications (3)	MarketStar (3)
U.S. Air Force (3)	Weber School District (3)	ARUP Laboratories (2)
Associated Food Stores (2)	Avalon Hills (2)	Boeing (2)
CitiGroup (2)	Crestwood Care Center (2)	J D Clark & Company (2)
L-3 Communications (2)	LDS Church (2)	Mountain West Medical Center (2)
Nelson Labs (2)	Powerteq (2)	U.S. Postal Service (2)
University of Utah (2)	Walmart (2)	Zurcher's Party Store (2)
12th street pharmacy (1)	3form (1)	Access Home Care (1)
AE Marketing Inc (1)	Allred Jackson (1)	America First (1)
Anatra Cabinetry (1)	Asael Farr and Sons Company (1)	Avalon Care Center (1)
Avalon Care Center-Bountiful (1)	Avalon Health Care (1)	Bailey's Moving and Storage (1)
Barnes Aerospace (1)	Basic Research (1)	Big O Tires (1)
Biker's Edge (1)	Bountiful Family HealthCare (1)	Bountiful Orthodontics (1)
Breeze (1)	Brigham City Community Hospital (1)	Brigham/Farr West Eye Specialists (1)
Burch Creek Home Health and Hospice (1)	Bureau of Reclamation (1)	C&M Tires (1)
Carlisle Regional Medical Center (1)	CBIZ (1)	Chromalox (1)



WSU Graduate Survey - Executive Summary

2011-2012 Graduates (fall term only - at graduation)

Chrysalis (1)	Church of Jesus Christ of Latter-day Saints (1)	Citi Bank (1)
clearfield recycling (1)	Clinique (1)	Coleman Knitting Mills (1)
Community Treatment Alternatives (1)	Convergys (1)	Cornerstone Real Estate (1)
Country Hills EEye Center (1)	Cracker Barrel (1)	Cutlers In Bountiful (1)
CVSH (1)	DaVinci Academy (1)	Davis County (1)
Davis County Government (1)	Davis School District Head Start (1)	Dees Family Restraunt (1)
Deloitte & Touche (1)	Department of Defense (1)	Department of Defense - Hill AFB (1)
DEPARTMENT OF WORKFORCE SERVICES (1)	Dept of Veterans Affairs (1)	Doctors Community Hospital (1)
DWS (1)	Eastern Idaho Regional Medical Center (1)	Electrical Wholesale Supply (1)
Elite training (1)	EMC Corporation (1)	Engarde LLC (1)
Envirokleen (1)	Evanston Parks and Rec (1)	Excellent Seams (1)
FC Organizational Products (1)	Federal Aviation Administration (1)	FedEx (1)
Fidelity (1)	Financial Educational Systems (1)	Finlinson Dentistry (1)
Florida Hospitl (1)	Focus Services (1)	Fowers Tire Factory (1)
Fresh Market (1)	Frito Lay (1)	GCI (1)
GeigerRig (1)	George E Whalen Ogden VA (1)	Goldman Sachs (1)
Government Contractor (1)	Granite School District (1)	Grass Valley LLC (1)
Great Basin Engineering (1)	Great Western Insurance (1)	Groove Satellite (1)
Habitations (1)	HAFB (1)	Head Start (1)
Hogan and Associates Construction (1)	Igolf (1)	IHC Logan Regional Hospital (1)
Industrial Warehouse Cleaners (1)	Intermountain Healthcare - Logan Regional Hospital (1)	Intermountain Medical Group (1)
Internship at Child Van Wagoner and Bradshaw (1)	Interwest Laser marking (1)	Iomega (1)
Island view and dominos (1)	ITT Exelis (1)	J.D. Clark and Company (1)



WSU Graduate Survey - Executive Summary

2011-2012 Graduates (fall term only - at graduation)

Jackson Hole Fire EMS (1)	Jackson Hole Fire/EMS (1)	JD Clark & Co (1)
Johnson & Company PC (1)	JT3 (1)	Lakeview Hospital (1)
Layton Construction Company (1)	Lee Reese Dairy (1)	Legacy HealthCare (1)
Legacy Village of Layton Rehab (1)	Leisure Villas, Inc (1)	Life Line (1)
Lockheed Martin (1)	Maddox Ranch House (1)	Malnove Packaging (1)
Mckay Dee Hospital (1)	McKay-Dee Hospital (1)	Meadow Gold Dairy (1)
MIndful Medical (1)	Monarch Dental Associate's (1)	money mastery (1)
Mountain Land Physical Therapy (1)	Mountain Star Health (1)	Mt Ogden Health and Rehab (1)
Murray School District (1)	Navitaire (Accenture) (1)	Northrop Grumman Corp. (1)
Not Employed (1)	Nursing Home (1)	Ogden City (1)
Ogden City School District: James Madison Elementary (1)	Okland Construction (1)	Parallon Supply Chain Solutions (1)
Peterson Machine (1)	Phoenix Services Corporation (1)	PricewaterhouseCoopers (1)
Primary Childrens Hospital (1)	Prime Systems (1)	R&O Construction (1)
Ragnar Relay Series (1)	RC Willey (1)	Red Apple Financial (1)
Redgear Technologies (1)	Rhythm Wear (1)	Rite Hite (1)
Robinson (1)	Ross Dress for Less (1)	RRI (1)
RTC (1)	rue21 (1)	Salt Lake County Sheriff (1)
Salt Lake Regional Medical Center (1)	Sandee's Soil and Rock (1)	Self (1)
self employed at Green. Salon (1)	Serenity House (1)	Shaw Naptech (1)
Smiths (1)	Snowbasin Resort (1)	South Davis Community Hospital (1)
Southern California Marketing (1)	Spider (1)	St marks (1)
st marks hospital (1)	St. Luke's Medical Center (1)	Staker Parson Companies (1)
Star Display (1)	State Health Laboratory (1)	State of Utah Department of Corrections (1)



WSU Graduate Survey - Executive Summary

2011-2012 Graduates (fall term only - at graduation)

State of Utah Health Department (1)	Stowe Management Group (1)	Student Success Center Weber State (1)
Stuft Shirt (1)	Subway (1)	Super Target (1)
Survival solutions (1)	Systems Implementers (1)	Tanner Clinic (1)
Target Corporation (1)	TCH (1)	TechMediaNetwork (1)
Thatcher Brook Rehab (1)	The Money Place (1)	The Pictsweet Company (1)
Thomas hardy salon (1)	T-Mobile USA (1)	Tomax (1)
Treasury Inspector General for Tax Administration (TIGTA) (1)	U.S. Dept of Defense (1)	UCAID (1)
Uheaa (1)	Unisys (1)	University Broiler and Grill (1)
University of Utah Health Care (1)	US Bank (1)	Utah First Credit Union (1)
Utah Jazz (1)	Utah Schools for the Deaf and Blind (1)	Utah State University (1)
Utah Transit Authority (1)	Utah Valley University (1)	Valley Glass (1)
Vasolabs (1)	Walker Cinemas (1)	Washakie County School District Number 1 (1)
Waterfall Canyon Academy (1)	Weber County Library (1)	Wells Fargo (1)
Western Governor's University (1)	Williams international (1)	Wolf mountain resort (1)
Wolf Peak International (1)	YMCA (1)	
Total Employers: 239		



WSU Graduate Survey - Executive Summary

2011-2012 Graduates (fall term only - at graduation)

V: SCHOOLS LIST

Schools Where WSU Graduates Have Been Accepted To Continue Their Education

School (# of WSU students accepted)

Boise State University (1)

Clarion University (1)

Northeastern University (1)

University of Denver University of Texas at Dallas (1)

University Of Phoenix (1)

University of Utah (2)

Walla Walla University (1)

Weber State University (14)

Total Schools: 22